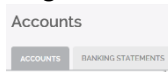


# Subscribe to E-statements

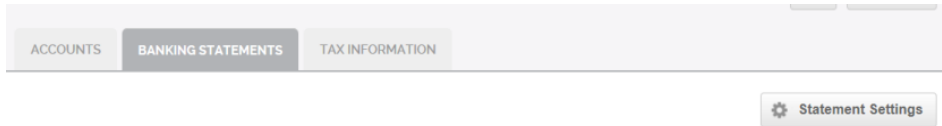
1. Log in to MyCoast Online Banking and click on the accounts widget.



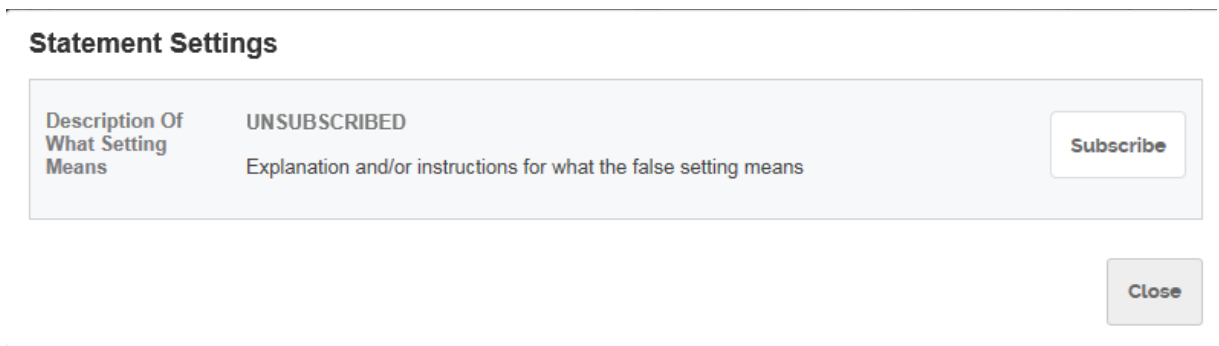
2. Click on Banking Statements



3. Close the window that comes up. This will take you back to banking statements and you will see the Statement Settings to the right. Click on that button.



4. Once you click the button, another screen comes up and you will need to click on Subscribe.



5. Next step is to agree to e-statements. Click the agree box and you will be prompted for a code. Click "Open PDF". This will open a PDF and give a code. Enter the code and then click Subscribe. It will then open the E-statement window.

